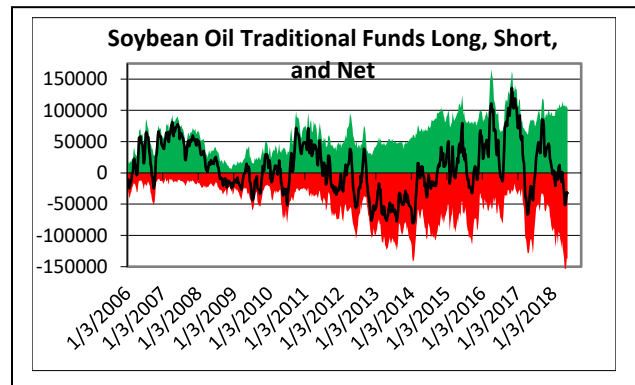
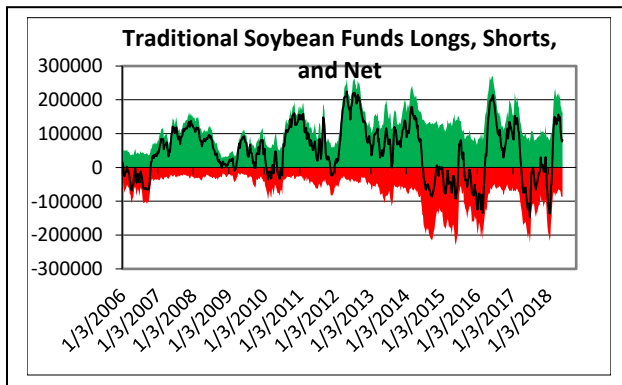
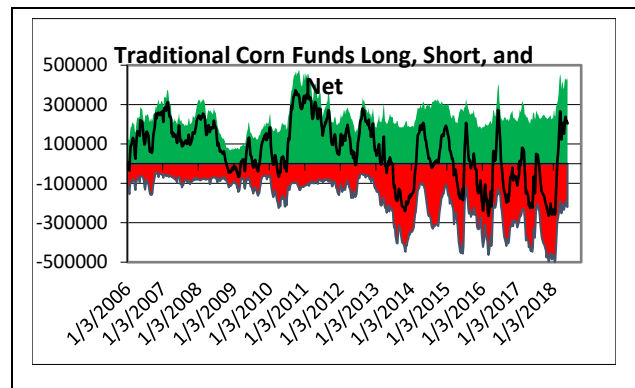
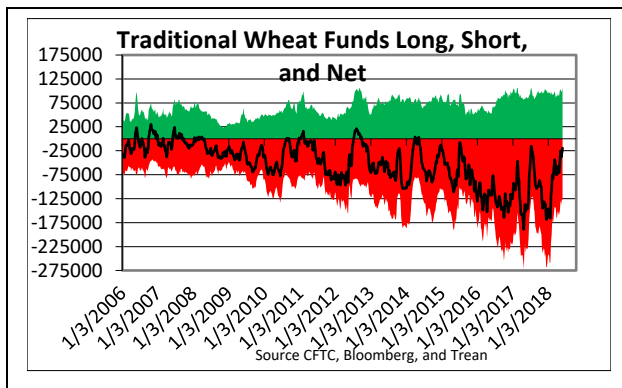


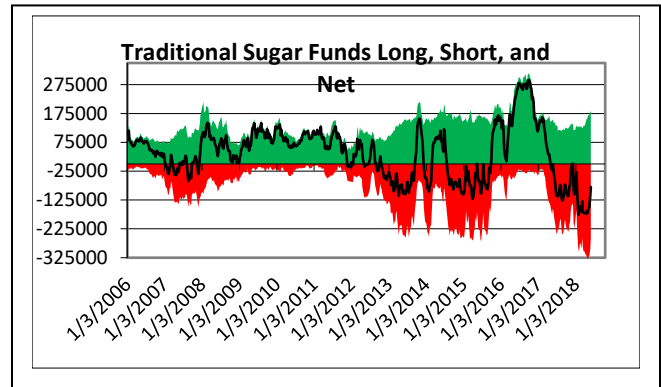
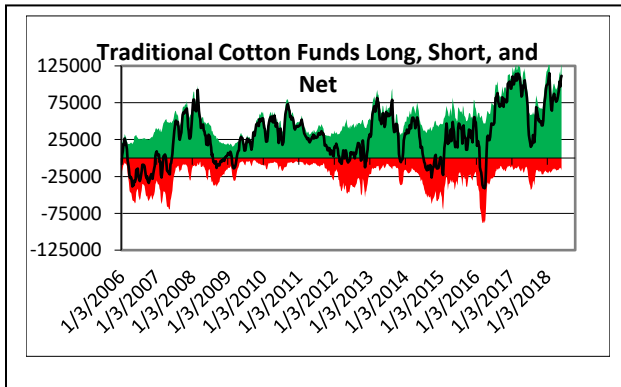
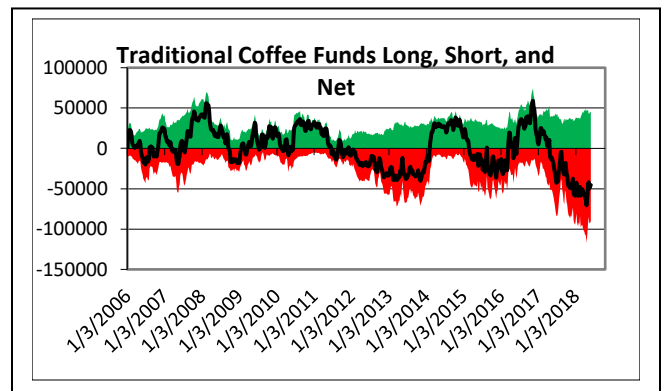
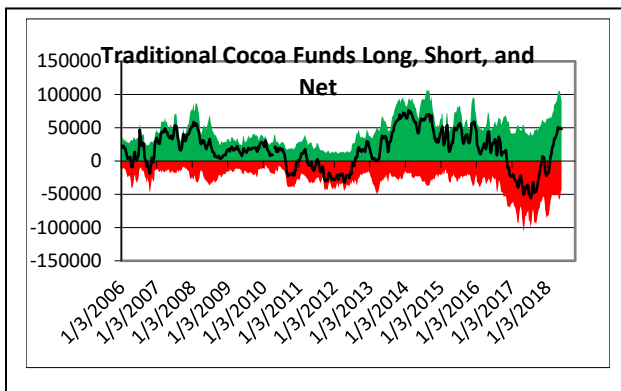
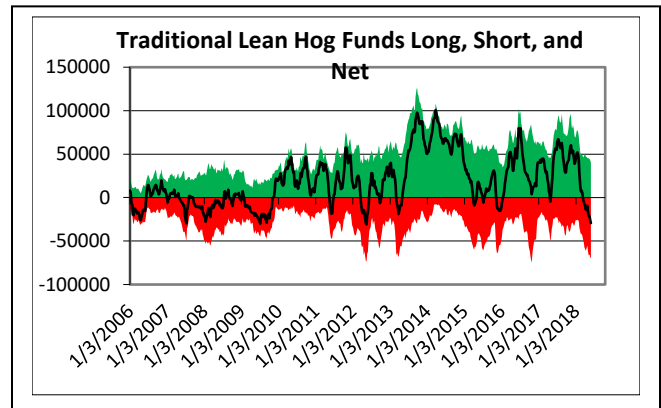
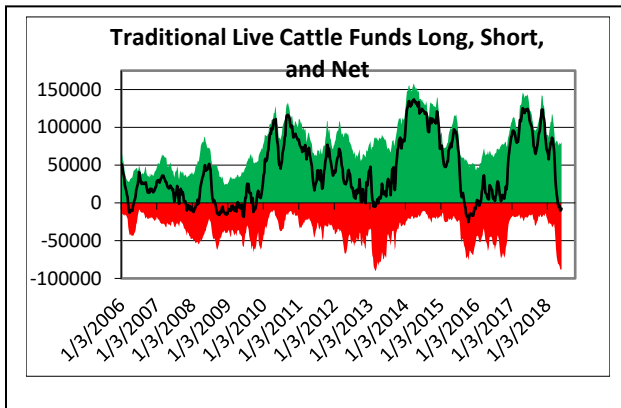
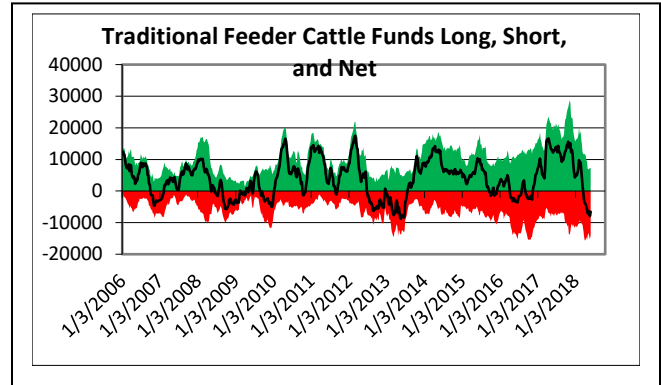
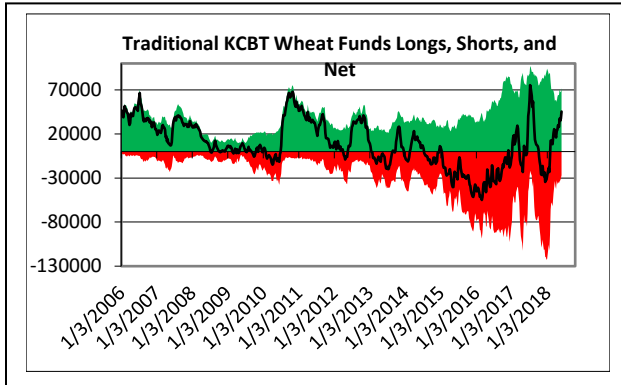


Jason Carlson
 Trean Group LLC
 312-604-6404
 jcarlson@treangroup.com

Commitment of Traders Analysis CIT Supplemental Futures & Options								
5/29/2018	Non-Commercial No CIT		Commercial No CIT		Nonreportable		Commodity Index Trader	
	Weekly Net		Weekly Net		Net	Net	Weekly Net	
	Net Position	Change	Net Position	Change	Position	Change	Net Position	Change
Grains								
Wheat	-19,245	10,237	-107,350	-4,845	-14,603	-3,151	141,198	-2,240
Corn	204,531	-11,180	-474,929	39,956	-72,279	-5,821	342,676	-22,956
Soybeans	81,154	4,397	-185,761	-334	-60,702	-3,372	165,309	-691
Soybean Oil	-32,620	-1,742	-81,653	1,368	8,984	-1,375	105,289	1,749
KC Wheat	45,316	7,794	-94,680	-7,214	-3,974	-1,317	53,338	737
Soybean Meal	111,304	394	-221,880	-1,398	20,320	804	90,256	200
Livestock								
Feeder Cattle	-6,518	1,481	-1,073	-445	-4,307	-1,651	11,897	613
Lean Hogs	-29,096	-2,874	-31,385	164	-12,539	2,088	73,021	622
Live Cattle	-7,826	1,817	-96,645	1,164	-8,585	-2,362	113,057	-618
Softs								
Cocoa	48,021	-879	-83,500	1,686	5,872	419	29,606	-1,227
Coffee	-45,231	1,479	2,421	-1,096	8,251	-639	34,558	256
Cotton	111,587	3,685	-199,849	-2,067	10,807	941	77,455	-2,559
Sugar 11	-79,590	32,189	-169,197	-32,779	13,524	641	235,264	-50
Futures Only	Non Commercial		Non-Reportable		Commercial			
MGEX Wheat	7,452	2,520	-2,251	-250	-5,201	-2,270		



All data is collected from the CFTC, Bloomberg, and Trean



All data is collected from the CFTC, Bloomberg, and Trean

Trean Group, LLC, with principal office located at 141 W. Jackson, Suite 1201A, Chicago, IL 60604, registered with the National Futures Association (NFA), and including its group companies, shall not be liable for the improper or incomplete transmission of the information contained in this communication, nor for any delay in its receipt or damage to your system. Trean Group, LLC does not guarantee that the integrity of this communication has been maintained or that this communication is free of viruses, interceptions or interference.

This data and these comments are provided for information and distribution only as permitted by law. Any opinions expressed in this document may change without notice and may differ or be contrary to opinions expressed by other areas or groups of Trean Group LLC and its affiliated companies. Investments involve risks, and investors should exercise prudence and their own judgement in making investment decisions. The financial instruments described in the document may not be eligible for sale in all jurisdictions or to certain categories of investors. Options, derivative products and futures are not suitable for all investors, and trading in these instruments is considered risky.

Past financial results are not necessarily indicative of future performance. Neither Trean Group nor any of its directors, employees or agents accepts any liability for any loss (including investment loss) or damage arising out of the use of all or any of the information.